

# Simulation of Rare Events in Teletraffic Systems with Single Queue

Elena Ivanova<sup>1</sup>, Rostislav Raev<sup>2</sup> and Dimitar Radev<sup>3</sup>

*Abstract* – The paper is devoted on computer simulation of rare event probability of estimation Quality of Service (QoS) parameters. Under consideration is a basic reference model with single server queuing system M/M/1/N where service disciplines are FIFO and LIFO. Simulation results for the queuing systems [X]/M/1/N M/[X]/1/N and [X]/[X]/1/N are shown.

*Keywords* – Rare event, Teletraffic systems, Quality of Service, CLR, .net.

## I. INTRODUCTION

In modern communications very important is to estimate such parameters of Quality of Service (QoS) parameter as Cell Loss Ratio and packet loss. The values of these parameters are smaller than  $1 \cdot 10^{-9}$ , and they belong to rare events.

Such problems can't be solved with standard stochastic simulation. The aim of this paper is to solve with rare event simulation queuing network model with single queues.

Under consideration is importance sampling for estimation rare event probability as one of the two basic techniques of rare event simulation - importance sampling and splitting.

The program realization is made on the .NET Framework, which includes a large library and provides language interoperability across several programming languages. The .NET Framework's Base Class Library provides user interface, data access, database connectivity, cryptography, web application development, numeric algorithms, and network communications. The .NET Framework is intended to be used by most new applications created for the Windows platform.

## II. REFERENCE QUEUING MODELS

The investigated queuing models are different. The type of investigated queuing systems are with different arrival and service distributions such as discrete and continues: Pareto, Geometrical, Poisson, Erlang. The basic queuing models for rare event simulation, investigated here are classified in three types [X]/M/1/N, M/[X]/1/N and [X]/[X]/1/N. The program realization is made for discipline of service FIFO or LIFO with a finite buffer size N. These types of single queue are necessary, because new telecommunication networks could be investigated with small amount of resources.

<sup>1</sup> Elena Ivanova is with Department of Telecommunications, University of Rousse, Studentska Str 8, 7017, Bulgaria

<sup>2</sup> Rostislav Raev is with Department of Telecommunications, University of Rousse, Studentska Str 8, 7017, Bulgaria

<sup>3</sup> Dimitar Radev is with Department of Telecommunications, University of Rousse, Studentska Str 8, 7017, Bulgaria

A basic reference model for rare event simulation is the single server queuing system M/M/1/N- FIFO with a finite buffer size N. The arrival rate is  $\lambda$  and the service rate is  $\mu$ . We are interested in the probability that the buffer content reaches a high level k during one busy period (i.e., the time interval between two successive periods in which the buffer is empty). The maximum occupancy is  $B=N+1$ , and the traffic load is  $\rho=\lambda/\mu$ . The discrete random variable is describe with stationary complementary distribution function (c.d.f.)  $G(x)=1-F(x)$ , for the loss probability  $P_B(1)$ .

### A. [X]/M/1/N

The investigated reference model for rare event simulation is the single server queuing system G/M/1/N - FIFO with a finite buffer size N.

The inter-arrival times are independent and uniformly distributed with arbitrary integral and  $f_A(\cdot)$  differential distribution laws.

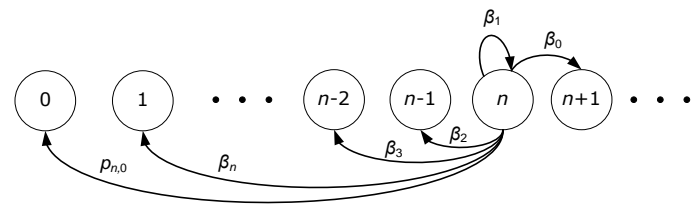


Fig. 1. Queuing system G/M/1

The service rate is exponential  $1/\mu$ . We are interested in the probability that the buffer content reaches a high level k during one busy period (i.e., the time interval between two successive periods in which the buffer is empty). The maximum occupancy is  $B=N+1$ , and the traffic load is  $\rho = \frac{\lambda(i,x)}{\mu} < 1$ . The discrete random variable is

describe with stationary complementary distribution function (c.d.f.)  $G(x)=1-F(x)$  the loss probability  $P_B(1)$  and the local correlation coefficient  $Cor_i(2)$  for the interval  $i-1 \leq x < i, i=1, \dots, k$ .

### B. M/[X]/1/N

The other investigated reference model for rare event simulation is the single server queuing system M/[X]/1/N with a finite buffer size N.

The service times are exponential distributed, and the service rates are uniformly distributed with arbitrary integral and differential distribution laws.

Queuing system M/Erl/1/k is the right opposite Erl/M/1/N, the arrival rate is exponential distributed, and the service rate

is Erlang distributed. The new client arrives in the left side of the system, then he is serviced in  $k$ -stages with  $k\lambda$ , the function of the arrival rate is defined with (1).

$$f(x) = \lambda e^{-\lambda x} \quad x \geq 0 \quad (1)$$

The service rate is (2).

$$F(x) = \frac{k\mu(k\mu x)^{k-1} e^{-r\mu x}}{(r-1)!} \quad x \geq 0 \quad (2)$$

We consider the Erlang distribution like a part of Geometrical distribution.

C.  $[X]/[X]/1/N$

Teletraffic systems with single queue with different distribution as arrival and service rates, represents client behavior in different networks like fast Internet network, optical backbones and multiplex, or even broadband convergence networks. Here, the model of interest for rare event simulation is the single server queuing system  $Erl/D/1/N$  with a finite buffer size  $N$ , the correlation coefficient is smaller than 1,  $\beta$  is non negative  $\beta=t$ , the inter-arrival distribution is  $ERL(\alpha, \beta)$ , with deterministic process of service  $D$ . The arrival rate is determined with (3).

$$F(t) = 1 - e^{-k\mu t} \sum_{i=0}^{k-1} \frac{(k\mu t)^i}{i!} \quad (3)$$

The service rate is defined with  $k$  stages of service,  $Cor_V$  with (4).

$$\mu = \frac{1}{Cor_V^2 k X} e^{-k\mu t}, k = \frac{1}{Cor_V^2} \quad (4)$$

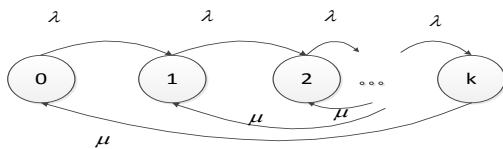


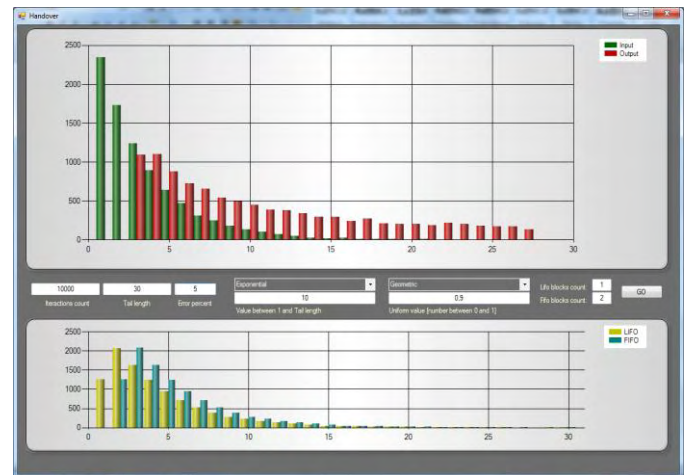
Fig. 2 Queuing system Erl/D/1/k

Again, the assumptions about erlang and geometric distributions are made again.

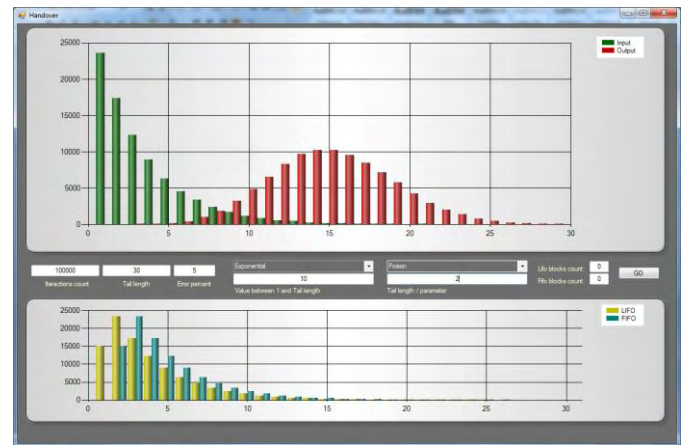
III. PROGRAM REALIZATION

The program for Simulation of Rare events in teletraffic systems with single queue is made with the .NET Framework, because it is the way that programming will be done on a Microsoft machine from now. And not just on a Microsoft machine. The ADO.NET is used for creating web site, and for manipulating databases. This framework create applications for mobile phones and PDA's with .NET. There is even a project in the making that allow to write a programme on a Windows machine that will then work on a computer NOT

running Windows. All this is made possible with the .NET Framework.



(a)



(b)

Fig.3 Program realization: simulation of rare events in teletraffic systems

The .NET Framework is a whole lot of Classes (called Namespaces) and the technology to get those Classes to work. The main component is called the Common Language Runtime.. With .NET, more than 15 different programming languages can use the Common Language Runtime. One of these languages is, of course Visual Basic .NET. Another is C#. They can all use the Common Language Runtime because of something called the Intermediate Language.

One of the most important goal of the program is simulation of different disciplines of service.

The conceptual model for rare event simulation of single queue system starts with Random Number Generator. The RNGs are produced different lend of distributions, such as Uniform, Geometric, Pareto, Poisson and Exponential. The distributions are used as arrival rate and service rate at single queue.

The simulation experiments are realized with different queues, with service discipline First In First Out (FIFO) and

Last In First Out (LIFO). Parameters for blocking probability and packet loss are investigated. With the help of Iterations Generator are made simulations for each of queues using different distributions. The received results are shown as diagrams.

The simulation of the three main types of queuing systems is made of the AMD Athlon(tm) II X2 250 Processor 3.00 GHz and 3 GB RAM, running 32-bits operation system is Windows 7 Professional.

#### IV. SIMULATION AND RESULTS

The simulation of the queuing systems were executed for single server queuing system M/M/1/ N, Geo/M/1/N, Pareto/M/1/ N and M/Geo/1/ N FIFO and LIFO as a part of simulation system., error 5% or 10%. The purpose of relative error is to investigate occurred rare event in different systems.

Consider system M/M/1/N with N=20, 30 and 40 place for service in the queue, discipline of service is FIFO and LIFO, where the arrival and service rate is exponential and Poisson distributed.

The simulation of the buffer content is made for 100 000 observation. The increasing of arrival rate leads to insignificant increasing of rare events. We choose arrival and service rate, to receive appropriate result. As is seen from Table I, rare events in system with LIFO are less than the same system with the same parameters FIFO.

TABLE I  
SIMULATION OF RARE EVENTS IN M/M/1/N SYSTEM

N	RE, %	Discipline of service	Arrival rate	Service rate	Trials	Rare events
20	5	LIFO	15	5	100000	2
		FIFO	15	5	100000	5
	10	LIFO	15	5	100000	5
		FIFO	15	5	100000	6
30	5	LIFO	15	5	100000	0
		FIFO	15	5	100000	2
	10	LIFO	15	5	100000	3
		FIFO	15	5	100000	4
40	5	LIFO	15	5	100000	1
		FIFO	15	5	100000	2
	10	LIFO	15	5	100000	3
		FIFO	15	5	100000	3

The system Geo/M/1/N with p=0,1 is shown on Table II . The simulation was used to receive representative and stable results with sequences of 100 000 observations.

TABLE II  
SIMULATION OF RARE EVENTS IN GEO/M/1/N SYSTEM

N	RE, %	Discipline of service	Arrival rate	Service rate	Trials	Rare events
20	5	LIFO	0,1	5	100000	0
		FIFO	0,1	5	100000	3
	10	LIFO	0,1	5	100000	2
		FIFO	0,1	5	100000	4
30	5	LIFO	0,1	5	100000	0
		FIFO	0,1	5	100000	0
	10	LIFO	0,1	5	100000	1
		FIFO	0,1	5	100000	1
40	5	LIFO	0,1	5	100000	0
		FIFO	0,1	5	100000	0
	10	LIFO	0,1	5	100000	1
		FIFO	0,1	5	100000	2

TABLE III  
SIMULATION OF RARE EVENTS IN M/GEO/1/N SYSTEM

N	RE, %	Discipline of service	Arrival rate	Service rate	Trials	Rare events
20	5	LIFO	10	0,9	100000	6
		FIFO	10	0,9	100000	8
	10	LIFO	10	0,9	100000	10
		FIFO	10	0,9	100000	16
30	5	LIFO	10	0,9	100000	5
		FIFO	10	0,9	100000	7
	10	LIFO	10	0,9	100000	5
		FIFO	10	0,9	100000	7
40	5	LIFO	10	0,9	100000	1
		FIFO	10	0,9	100000	3
	10	LIFO	10	0,9	100000	6
		FIFO	10	0,9	100000	9

TABLE IV  
SIMULATION OF RARE EVENTS IN GEO/GEO/1/N SYSTEM

N	RE, %	Discipline of service	Arrival rate	Service rate	Trials	Rare events
20	5	LIFO	0,3	0,8	100000	0
		FIFO	0,3	0,8	100000	1
	10	LIFO	0,3	0,8	100000	1
		FIFO	0,3	0,8	100000	1
30	5	LIFO	0,3	0,8	100000	1
		FIFO	0,3	0,8	100000	1
	10	LIFO	0,3	0,8	100000	0
		FIFO	0,3	0,8	100000	0
40	5	LIFO	0,3	0,8	100000	0
		FIFO	0,3	0,8	100000	0
	10	LIFO	0,3	0,8	100000	1
		FIFO	0,3	0,8	100000	1

The same simulation is made for M/Geo/1/N queuing systems with exponential characteristics of arrival rate and geometric service rate, the received results for buffer size 20, 30 and 40, are presented on Table III. The prescribed error is

in the range of 5% and 10%. The number of simulation samples is  $n=100\,000$ .

The same simulation is made for Geo/Geo/1/N queuing systems with geometric characteristics of arrival rate and geometric service rate, the received results for buffer size 20, 30 and 40, are presented on Table IV. The prescribed error is in the range of 5% and 10%. The number of simulation samples is  $n=100\,000$ . The main difference here is the absence of rare events for 100 000 trials, for some of the chosen parameters.

## V. CONCLUSIONS AND FUTURE WORK

Simulation of rare events in different teletraffic systems is the target of program realization. The number of rare events defines the simulation probability of blocking different network systems.

The simulation results for the basic reference model, single server queuing system M/M/1/N with FIFO and LIFO service disciplines, M/[X]/1/N, [X]/M/1/N, and [X]/[X]/1/N systems with a finite buffer size  $N$ , are very good. The results for the M/[X]/1/N, [X]/M/1/N and [X]/[X]/1/N systems shows that the prescribed error is in the range of 5% and 10%, where the number of simulation samples is  $n=100\,000$ .

## REFERENCES

- [1] Awan I.U., D.D.Kouvatsos, Arbitrary queueing network models with service priorities and blocking, Proc. Of 12th UK Workshop of Perf. Eng. Of Computer and Telecommunication Systems, ed. D.D. Kouvatsos, ilkley, UK, 1997.
- [2] Boer. P. Analysis and Efficient Simulation of Queuing models of Telecommunication Systems. PhD thesis, Univ. of Twente, 2000.
- [3] Bucklew, J. An Introduction to Rare Event Simulation. *Springer Series in Statistics*, XI. Springer-Verlag, Berlin, 2004.
- [4] Cerou, F., Guyader, A. Adaptive multilevel splitting for rare event analysis. Rapport de Recherché 5710, INRIA, October 2005, pp.32-40.
- [5] L'Ecuyer P., Demers V., Tuffin B., Splitting for rare-event simulation, Proceedings of the 37th conference on Winter simulation, Monterey, California, 2006.
- [6] L'Ecuyer P., Demers V., Tuffin B., Rare events, splitting, and quasi-Monte Carlo, ACM Transactions on Modeling and Computer Simulation (TOMACS), v.17 n.2, p.9-es, 2007.
- [7] Garvels M., D.P. Kroese. A comparison of RESTART implementations. In Proceedings of the 1998 Winter Simulation Conference, Washington, DC, 1998 p. 601–609.
- [8] Garvels M. The splitting method in rare event simulation. PhD thesis, University of Twente, The Netherlands, 2000.
- [9] Garvels, M., D. Kroese, A Comparison of RESTART Implementations, University of Twente, Centre for Telematics and Information Technology, 2005.
- [10] Glasserman P., Heidelberger P., Shahabuddin P., Zajic T., Splitting for rare event simulation: analysis of simple cases, Proceedings of the 28th conference on Winter simulation, Coronado, California, United States, 1996, p.302-308.
- [11] Glasserman P., Heidelberger P., Shahabuddin P., Zajic T., A large deviations perspective on the efficiency of multilevel splitting, IEEE Transactions on Automatic Control AC-43 (12), 1998, p.1666-1679.
- [12] Görg, C. Schreiber, F, The RESTART/LRE method for rare event simulation, Proceedings of the 28th conference on Winter simulation, p.390-397, December 08-11, 1996, Coronado, California, United States.
- [13] Görg, C. Schreiber, F. The RESTART/LRE method for rare event simulation. Winter Simulation Conference, California, USA, 1999, pp. 390-397.